

AIT *Alternative* Investment Trust

Alternative Investment Trust (AIT) has exposure primarily to a portfolio of absolute return funds. With a revised investment strategy, the assets of AIT are being realised and the fund is being wound down.

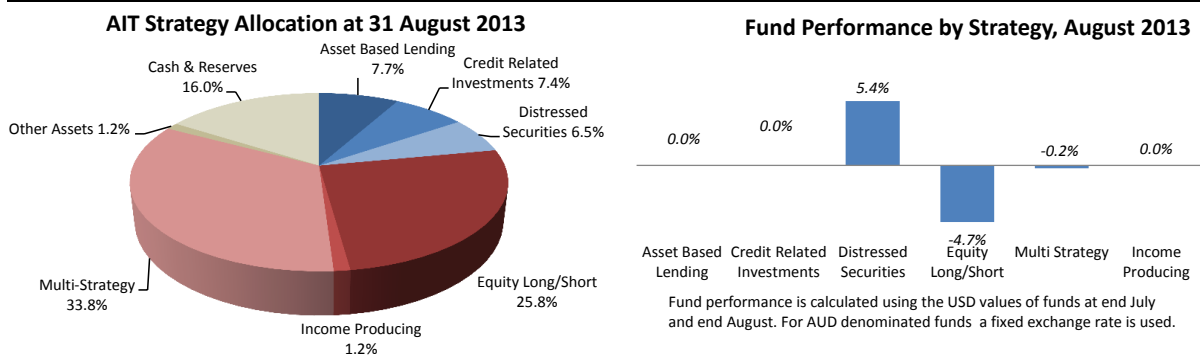
Fund facts as at August 2013

Monthly return	-0.12%	Net Assets (NA)	AUD 45,783,561
Unaudited NTA Aug 2013	AUD 0.350	Units in issue	130,692,470
Gross Assets (GA)	AUD 46,193,519	Traded on	ASX
Leverage - GA/NA	1.01	Currency	AUD
Domicile	Australia	Responsible Entity	The Trust Company (RE Services) Limited
SEDOL	B180GT6		ACN 003 278 831 AFSL 235 150
Ticker	AIQ AU	ISIN	AU000000AIQ2

Commentary & Portfolio Updates

- AIT's NTA return was -0.12% for August. On a fixed exchange rate basis, the performance of AIT's continuing underlying funds was -1.52% for the month. The AUD weakened by -0.9% against the USD. This had a positive effect on AIT's NTA as the majority of AIT's net assets are USD denominated.

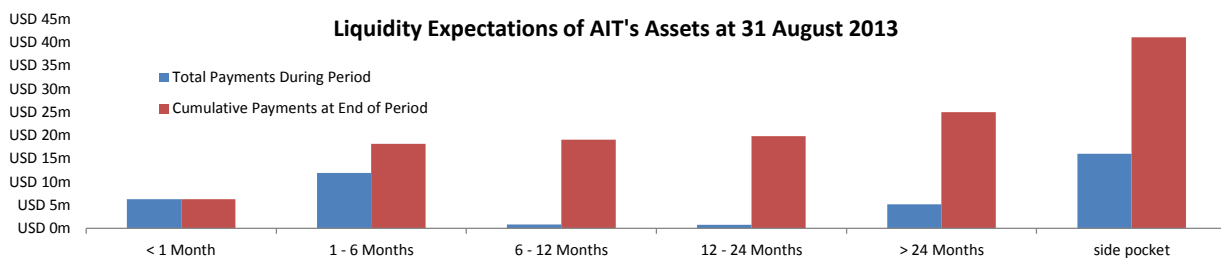
AIT Asset Allocation and Fund Performance for the Month by Strategy



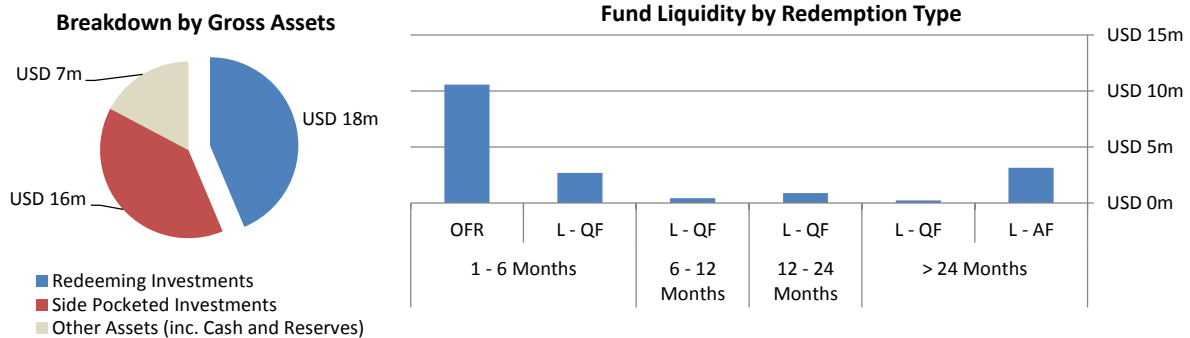
Liquidity of AIT

The portfolio of AIT consists of exposure to a basket of absolute return funds via a Swap facility with Macquarie Bank Ltd, together with two small investments held outside the Swap. With all debt repaid in August 2010, AIT is free to make distributions to unitholders. Returns of capital were made in August 2009 (AUD 0.47 per unit), February 2011 (AUD 0.38 per unit), October 2011 (AUD 0.15 per unit), January 2012 (AUD 0.15 per unit), June 2012 (AUD 0.15 per unit), February 2013 (AUD 0.13 per unit), May 2013 (0.07 per unit) and July 2013 distribution of AUD 0.04 per unit, AUD 1.54 per unit will have been returned to unitholders since February 2009; distributions will continue to be paid as per the revised mandate.

Expected Liquidity Profile of Gross Assets of AIT



Breakdown of Gross Assets by Redemption Type of Underlying Funds

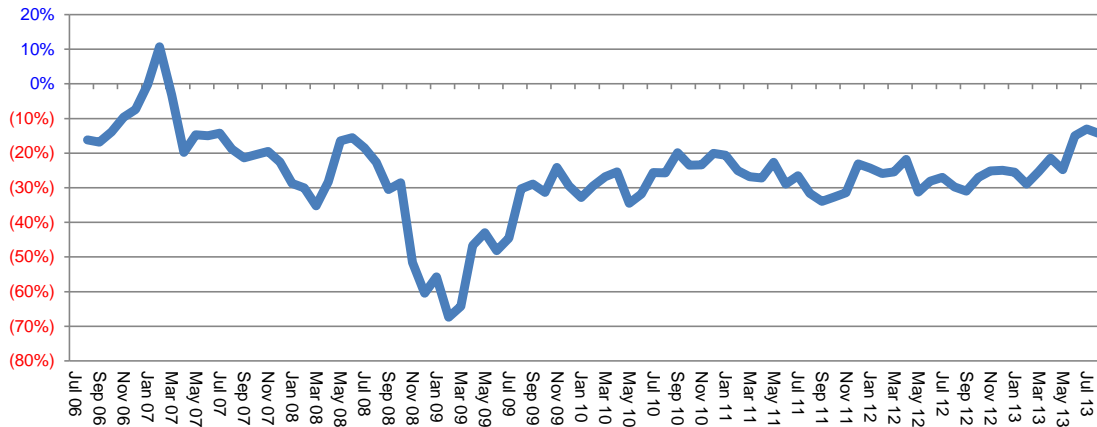


Glossary. MDR - AF: Multi date redemption - Annual flow ; MDR - QF: Multi date redemption - Quarterly flow ; OFR: Once-off full redemption ; L - AF: Liquidating Fund - Ad hoc flow ; L - QF: Liquidating Fund - Quarterly flow

Note: Liquidity profiles are based on best available information and may be subject to significant change in light of new information or events.

FURTHER INFORMATION may be obtained from Laxey Partners (UK) Ltd, Princes House, 38 Jermyn Street, London SW1Y 6DN
Tel: +44 20 7494 6380, www.thealternativeinvestmenttrust.com, ait@laxeypartners.com

**Alternative Investment Trust
Price to NAV Discount**



NTA returns (net) ¹													
Annual	2006	2007	2008	2009	2010	2011	2012	2013 YTD					
	9.3%	(9.5%)	(41.5%)	(16.3%)	(7.8%)	0.8%	1.7%	9.3%					
Monthly	Jan	Feb	Mar	Apr	May	Jun	Jul	Aug	Sep	Oct	Nov	Dec	YTD
2009	(2.8%)	0.8%	(5.2%)	(2.9%)	(5.1%)	(0.4%)	(2.2%)	(1.1%)	(2.9%)	(1.1%)	(1.6%)	3.5%	(16.3%)
2010	0.5%	(0.3%)	(1.4%)	0.5%	7.0%	(1.1%)	(5.6%)	1.0%	(6.0%)	0.4%	2.2%	(4.5%)	(7.8%)
2011	3.0%	0.1%	0.3%	(3.5%)	0.8%	0.2%	(1.8%)	1.4%	6.6%	(4.6%)	(0.1%)	(2.4%)	0.8%
2012	(2.7%)	3.2%	3.4%	(0.9%)	4.9%	(5.6%)	(1.6%)	1.4%	1.6%	2.1%	(3.7%)	(0.2%)	1.7%
2013	(0.1%)	1.4%	(1.7%)	(0.2%)	8.6%	2.6%	2.3%	(0.1%)					9.3%

¹ Unaudited – In calculating the NTA, AIT asset values have been calculated using unaudited absolute return fund performance estimates for the month being reported. For the purposes of calculating the above figures, the Australian Equivalents to International Financial Reporting Standards (AEIFRS) have been applied (other than for classification of net assets attributable to unitholders of AIT where Australian Generally Accepted Accounting Principles (AGAAP), as applied before the introduction of AEIFRS, have been used). The May 2007 monthly NTA performance was impacted by the AIT (previously EBI) rights issue and placement which were completed that month and does not include the implied value of EBB shares received by investors who successfully participated in the EBI capital raising. The performance of the underlying investment portfolio (excluding the effect of the capital raising) for May 2007 was +2.40%. Adjustments due to Returns of Capital have been made to performances for 2009, 2011, 2012 and 2013.

AIT Top Holdings as at August 2013

Fund	Strategy	% Gross Assets
ESL Investments	Equity Long/Short	25.74%
Drawbridge Special Opportunities	Asset Based Lending	8.15%
TPG-Axon Partners Offshore Ltd	Multi-Strategy	7.09%
Eton Park Overseas Fund Ltd	Multi-Strategy	5.20%
Cerberus International Ltd	Distressed Securities	4.24%
Fortress Partners Fund LP	Multi-Strategy	4.19%
Everest Absolute Return Fund	Multi-Strategy	3.95%
Och-Ziff Global Special Investments	Multi-Strategy	3.50%
Marathon Special Opportunity Fund	Credit Related Investments	2.85%
Canyon Value Realization Fund	Multi-Strategy	2.66%
Total		67.57%

AIT Top Unitholders*

Weiss Capital	23.23%
FIM Group	17.56%
Regal Funds Management	11.86%
UBS AG	8.63%
Dakota Capital	5.59%
Dynasty Peak	5.48%

* Source: Bloomberg

Currency Exposure

AUD	12.62%
USD	87.38%

Company Data and Contact Information

Manager	Laxey Partners (UK) Ltd	Management fee*	0.75% of Gross Asset Value (GAV)	*The fee structure will change
Focus	Absolute Return Fund	Performance fee*	1% of each distribution to unitholders	from 01/01/14. For more
Strategy	Realisation of Assets	Year end	31st December	information see ASX release on
Launch	2005	Administrator	CITCO	26/06/2013

About The Trust Company (RE Services) Limited, Responsible Entity of AIT

The Trust Company (RE Services) Limited is part of The Trust Company Limited, a specialist fiduciary service provider in Australia, New Zealand and Singapore. The Trust Company Limited was established in 1885 and has been acting as a responsible entity for its own internally managed schemes and for externally managed schemes since the introduction of the Managed Investments Act (MIA) in June 2000.

About Laxey Partners (UK) Limited ("Laxey")

Laxey is part of Laxey Partners Ltd. Based on the Isle of Man in the British Isles and founded in 1998 as a globally active value management company, Laxey Partners Ltd manages a range of assets and funds for institutional investors.

Information

The monthly NTA is released to the ASX and www.thealternativeinvestmenttrust.com by the 14th of each month and AIT factsheets are released within the first 14 days of the following month end and are available from AIT's website and the ASX. Figures in the factsheet are based on the interim monthly data available at the time that the corresponding monthly NTA is released.

Legal Notice

This report is provided to you for information purposes only by The Trust Company (RE Services) Limited as responsible entity of the Alternative Investment Trust, "AIT". It does not constitute an offer or invitation to purchase or subscribe for AIT or any other securities. Any financial product advice given in this fact sheet is of a general nature only. The information has been provided without taking into account the investment objective, financial situation or needs of any particular investor. Therefore before acting on the information contained in this report you should seek professional advice and consider whether the information is appropriate in light of your objectives, financial situation and needs. Laxey does not guarantee the performance of AIT, the repayment of any capital or any rate of return. Investing in any financial product is subject to investment risk including possible loss. Past performance is not a reliable indicator of future performance. Information in this report is based on information provided to Laxey by third parties that may not have been verified. Laxey believes that the information is reliable but does not guarantee its accuracy or completeness. Laxey is not able to give tax advice and accordingly, investors should obtain independent advice. Laxey Partners (UK) Ltd is authorised and regulated by the Financial Conduct Authority. Laxey Partners Ltd is licensed by the Financial Supervision Commission of the Isle of Man.

FURTHER INFORMATION may be obtained from Laxey Partners (UK) Ltd, Princes House, 38 Jermyn Street, London SW1Y 6DN
Tel: +44 20 7494 6380, www.thealternativeinvestmenttrust.com, ait@laxeypartners.com